


Crime Scene Investigation

Portable **UV-VIS-IR** SSD RAW RECORDER

Record evidence without missing

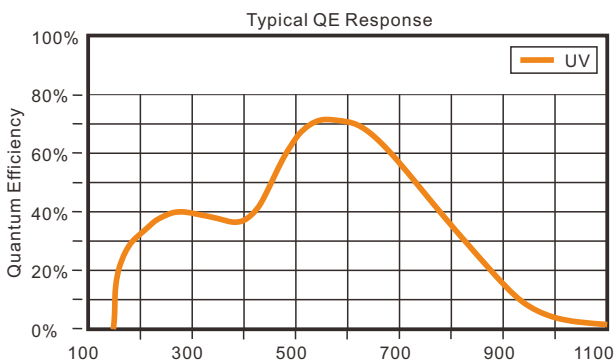



NexGenX L3X-77

180nm-1100nm Imaging

Day to Night and All Weather Capability

The world's first iL^3 camera optimized for ultra-violet response. The high Quantum Efficiency(QE) provides UV sensitivity comparable to expensive, scientific grade CCD cameras.



High Sensitivity from UV to Visible to IR



180nm-1100nm Multi Spectrum Imaging System

The system boasts megapixel and 30fps HSDI digital readout, and 35mm HD Quartz lens with 20 bandpass filters and HD SSD recording.

Multi Spectrum Forensic Imaging

iL³ ViSion
ADVANCED IMAGING TECHNOLOGY

Contact Info:
TEL:(310)728-6171,(949)332-0755
E-Mail: info@iL3Vision.com
Laguna Niguel, California 92677

Intelligent Low Light Level (iL³) Imaging Multi Spectrum Forensic Imaging

Crime Scene Portable UV-VIS-IR SSD RAW RECORDER

Search-Find-RAW Recording Evidence,
from Wall, Foot print, Finger print to Closer Document inspection




Crime Scene Evidence Imaging Becomes so easy than ever before!



NexGenX L3X-77

- Portable integrated design
- 1 person operation, focus-record only
- Search from large areas to finger print
- 20 bandpass filters equipped
- SSD card RAW 8G/m recording
- Super Deep UV sensitivity



Multi Spectrum Forensic Imaging

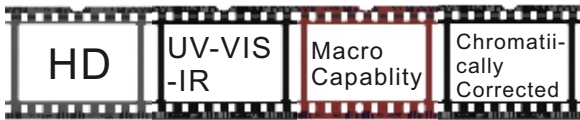
iL³ ViSion
ADVANCED IMAGING TECHNOLOGY

Contact Info:
TEL: (310) 728-6171, (949) 332-0755
E-Mail: info@iL3Vision.com
Laguna Niguel, California 92677

Macro HD UV-VIS-NIR 35mm F3.0 lens

High performance lens for forensics, science, and fine art

NexGenX L3X-77



The world's first UV-VIS-IR chromatically corrected 2 Mega Pixel HD lens

ST-35UV a new 35mm 1:3.0 Apo Macro high performance UV-VIS-IR lens for forensics, science, and fine art in CS or C Mount, covers a wavelength range of 200-1100nm.

This lens sports an advanced floating element design for excellent close-up reproduction up to 1:1.5 magnification and consists of 8 lens elements. The chromatic error in the 200-1100nm range is virtually zero.

The design covers a one inch format which would make it suitable for most of the UV capable cameras in the market.

Applications & Benefits

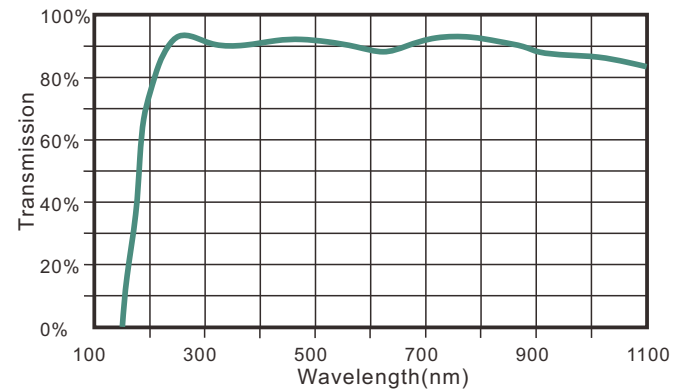
1. Forensic: fingerprint imaging, documents checking
 2. UV microscopy, UV laser beam diagnostics
 3. Semiconductor: wafer inspection and mask alignment
 4. Electronics: solder inspection, PCB inspection
 5. Medical and law enforcement imaging
 6. Factory Automation: leak detection, surface inspection
- **Benefits**
1. No focus shift from UV through IR
 2. Metal construction ensures long life
 3. Filters could be changed easily by the filter slide
 4. More than 20 kinds of band pass filters equipped

Lens for Multispectral(200-1100nm) imaging



Chromatically corrected from 200nm to 1100nm
90% transmission from 200nm to 1100nm
Macro capability

Lens for Multi spectral imaging
200-1100nm apochromatic correction
floating optics made of glass/quartz/fluorite
magnification from 1:1.5 to 1:3
long life all-metal construction
Slide type filters
Standard 20 band pass filters provided



Specifications

Focal Length	35mm
No. of Elements/Groups	8
Maximum Aperture Ratio	3.0
Magnification	1:1.5 - 1:3
Corrected Wavelength	200-1100nm
Max Format Size	1"
Transmission Waveband:	180 - 1500nm
Apochromatic Waveband:	200 - 1100nm
Picture Angle	17°
Working Distance	20cm
Mount	CS or C
Filter Size	M34mmX0.50
Dimensions	ø56*73mm
Weight	260g

Multi Spectrum Forensic Imaging

Intelligent Low Light Level (iL³) Imaging Multi Spectrum Forensic Imaging

Crime Scene Portable UV-VIS-IR SSD RAW RECORDER

Search-Find-RAW Recording Evidence,
from Wall, Foot print, Finger print to Closer Document inspection

Case Analysis

NexGenX L3X-77



photograph scenes




visible light imaging



254nm light imaging,
background removed

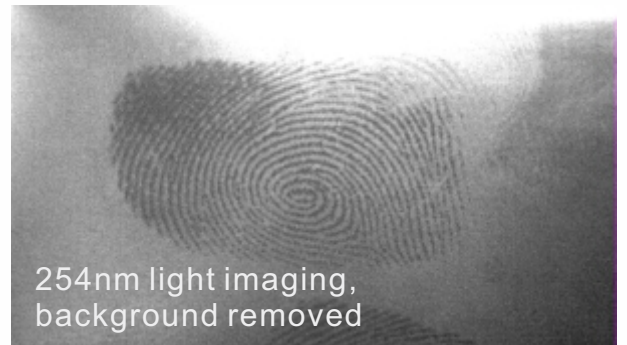
Fingerprint on an employee card case



photograph scenes



visible light imaging




254nm light imaging,
background removed

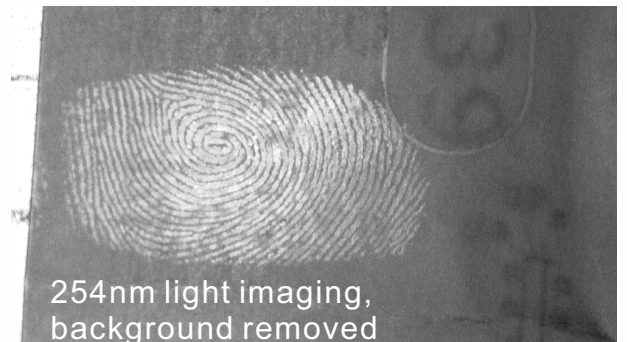
Fingerprint on beer can surface



photograph scenes



visible light imaging



254nm light imaging,
background removed

Fingerprint on the surface of an airline tecket

Multi Spectrum Forensic Imaging

iL³ ViSion
ADVANCED IMAGING TECHNOLOGY

Contact Info:
TEL:(310)728-6171,(949)332-0755
E-Mail: info@iL3Vision.com
Laguna Niguel, California 92677

Intelligent Low Light Level (iL³) Imaging Multi Spectrum Forensic Imaging

Crime Scene Portable UV-VIS-IR SSD RAW RECORDER

Search-Find-RAW Recording Evidence,
from Wall, Foot print, Finger print to Closer Document inspection

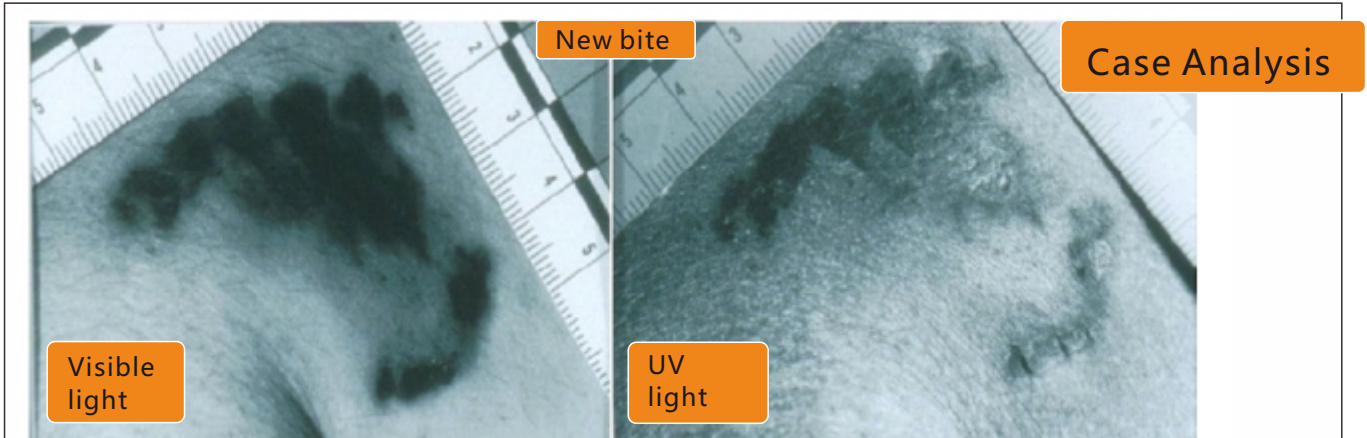


Figure 1. Visible-light and reflected near-UV images of a fresh bite mark

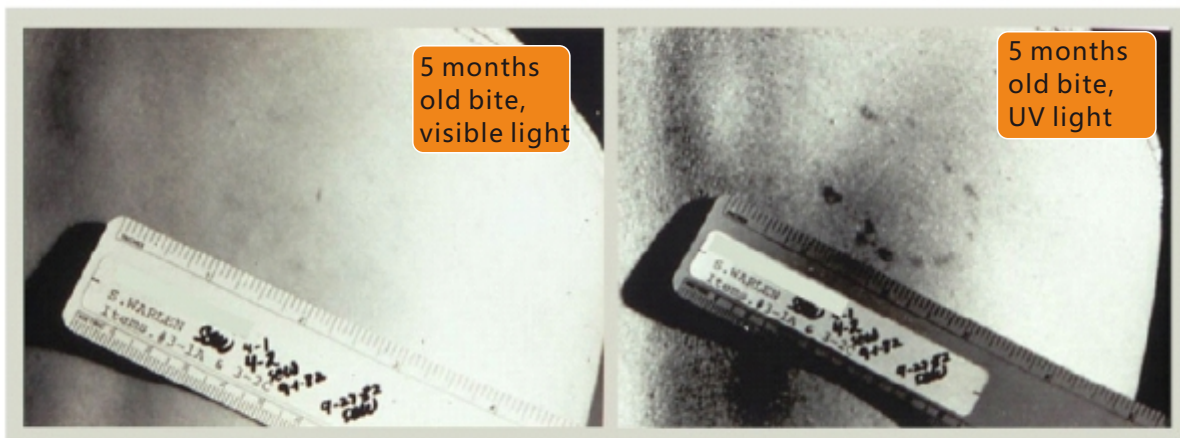



Figure 2. Five month old bite mark on living victim. Left – black and white film image, right, near-UV film image. Courtesy of Stephen Warlen.



Multi Spectrum Forensic Imaging

il3Vision Multi Spectrum UV imaging System Guide of Filters

Illumination Light Wave Length (nm)		Main Applications	Filters on Receiving/Camera Side
Alternative Light Source	EL3 LED Light		il3Vision Filters
White Light		Visible light searching	No filter
900/850	Red LED Laser Light	Forged documents, traceless inflammable residue	625-850
625		Hair, clothing fiber, firearm and bullet residue, burn objects, explosive trace, ninhydrin	625-850/600-625
590	Green LED Laser Light	superglue fuming, rhodamine 6G, ninhydrin, clothing fiber, glass	625-850/600-625
530		Fingerprint, superglue fuming, rhodamine 6G, Fluorescent powder	625-850/600-625/530-600
505	Blue LED Laser Light	Fingerprint, DFO, superglue fuming, rhodamine 6G, ninhydrin, foot wearing print	625-850/600-625/530-600
470		Blood stain, saliva, semen, urine, bone, foot wearing print, forged bank note and forged passport	625-850/600-625/530-600
455		superglue fuming, rhodamine 6G, ninhydrin, clothing fiber, glass	625-850/600-625/530-600
410/395/385/365	UV C/B/A Band Light	Blood stain, saliva, semen, urine, bone, clothing fiber, hair, foot wearing print, biking, injuries, forged bank note and forged passport, new/old painting, adhesive side of the tape, oil stain on the stainless steel, wax floor, cable surface, printed documents, fingerprint on tin surface(background removing)	625-850/600-625
254/313/365		Fingerprint	250-270/300-350

Multi Spectrum Forensic Imaging